


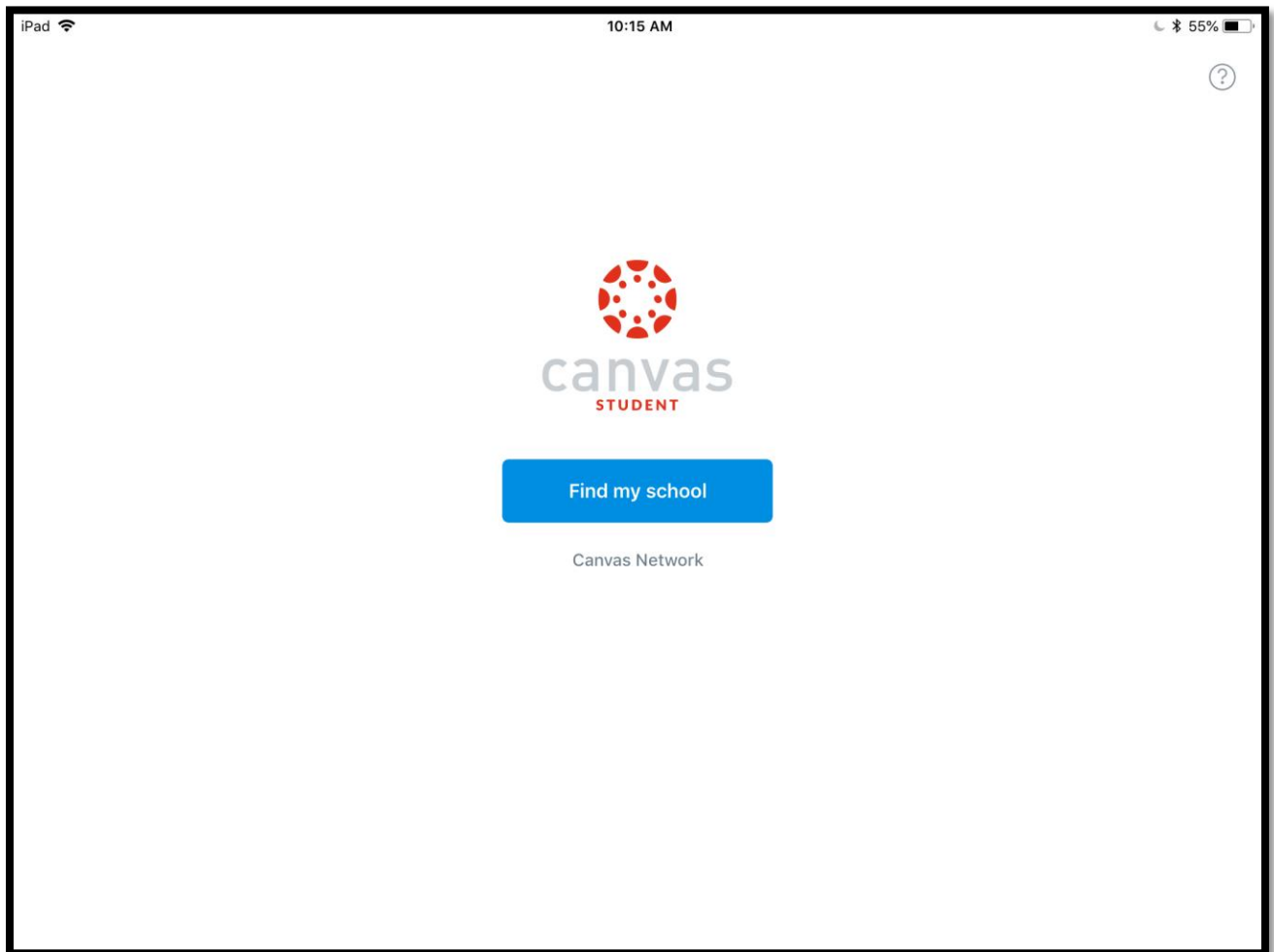
Accessing Canvas on an iPad

To access canvas:

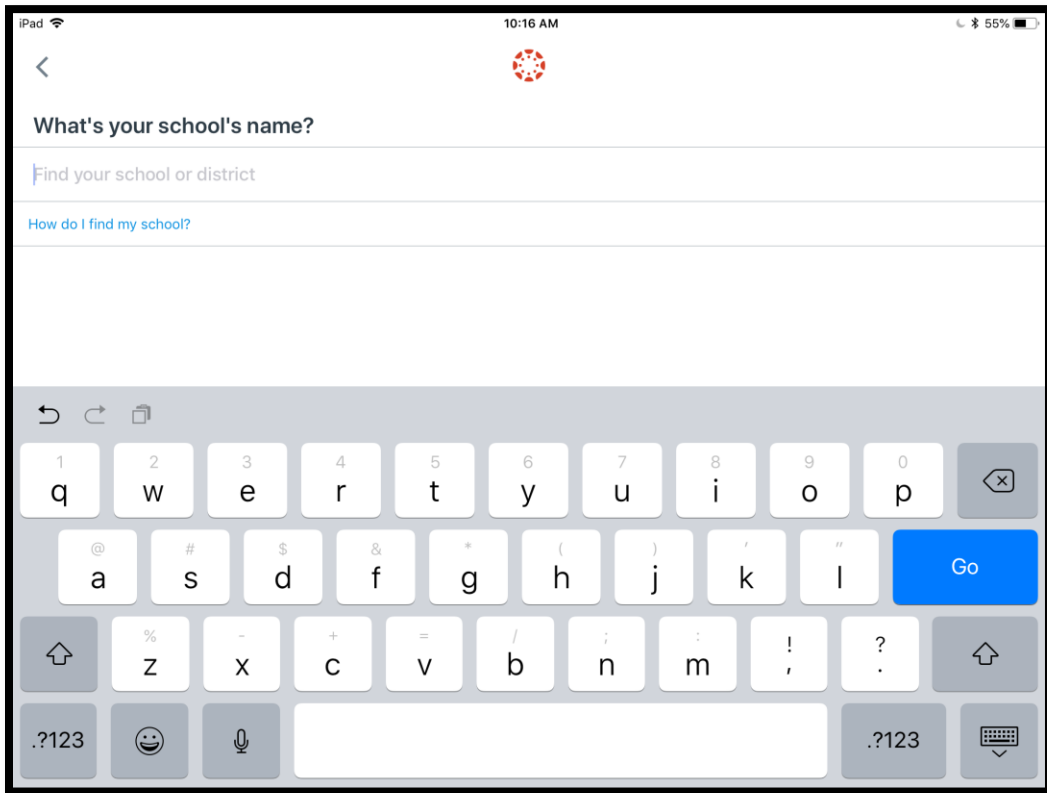
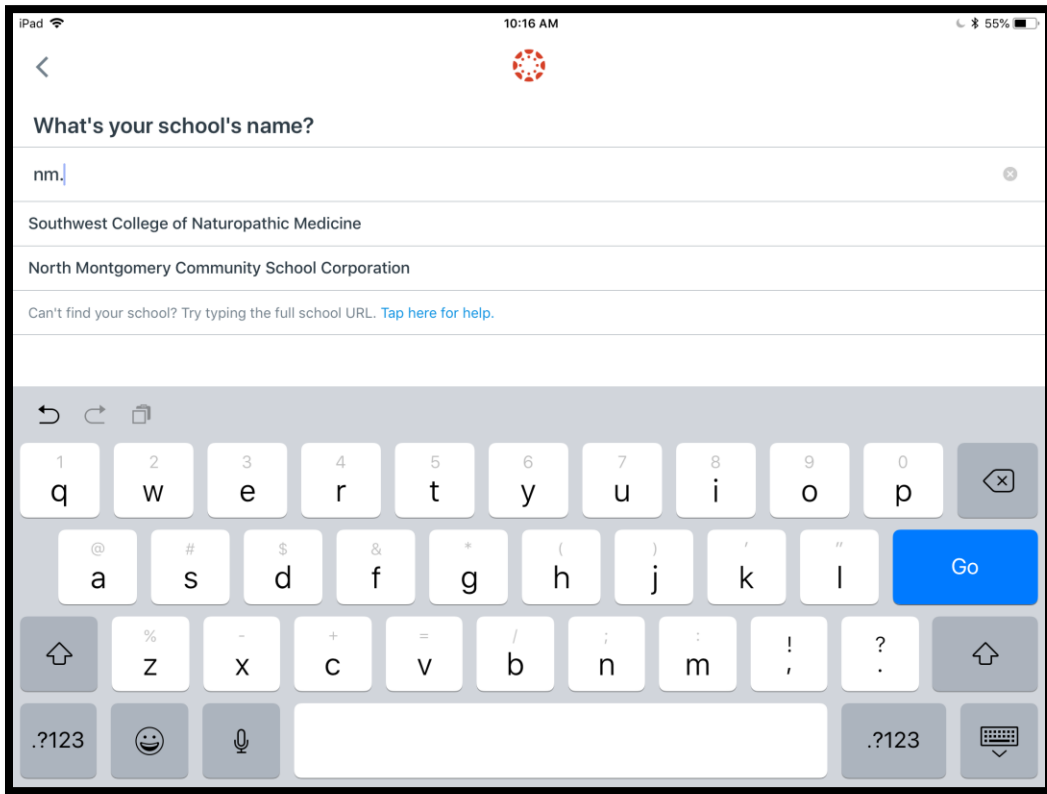
- Students must first open the Safari web browser on their device and login to lightspeed using their username and password.
- Once that has successfully been accomplished, they then click on the Canvas App 

Logging In to Canvas

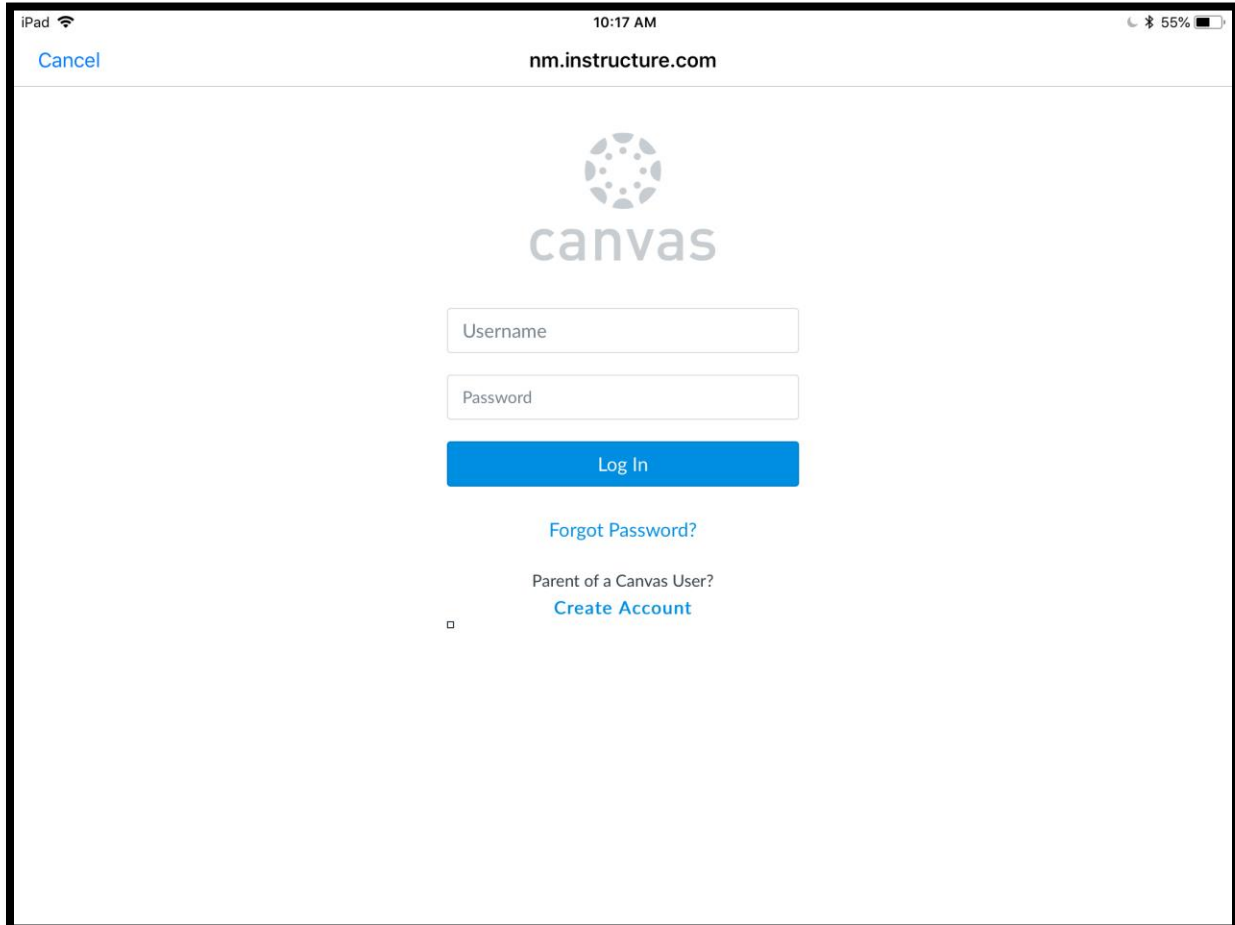
1. Choose **“Find my school”**



2. Type in **North Montgomery Community School Corporation**



3. Enter student username and password



The screenshot shows the Canvas login interface on an iPad. At the top, the status bar displays 'iPad', signal strength, '10:17 AM', and '55%' battery. The browser address bar shows 'nm.instructure.com'. The main content area features the Canvas logo (a circular pattern of dots above the word 'canvas'). Below the logo are two input fields: 'Username' and 'Password'. A prominent blue button labeled 'Log In' is positioned below the password field. Underneath the 'Log In' button are two links: 'Forgot Password?' and 'Create Account'. The 'Create Account' link is preceded by the text 'Parent of a Canvas User?' and a small square icon.

Navigating Canvas

Once students have logged into Canvas, they will see the dashboard.

Student Expectations

All students are expected to participate in the Nov. 15 eLearning day and should expect 2-4 hours of instruction and work. Assignments will be posted and available before the students leave school on Nov. 14th. Students without Internet access should download or copy assignments for Nov.15th before leaving the building.

During the eLearning day on Nov. 15, teachers will maintain office hours from 8:00 AM to 11:00 AM. Parents and students are encouraged to contact the teacher via school email or school phone if they run into problems. During this time, teachers should be actively communicating

with students and parents, responding to emails within 30 minutes, responding to work submissions, participating in discussions, and answering messages. Calls or emails received after 11:00 AM may not be returned that day.

Attendance

Students will be counted present when school work is completed. Students who do not turn in assignments by the due date (see below), will be counted absent.

Due Dates

On the scheduled eLearning day, assignments will be posted by 3:00 PM on the day prior to the event. Students must show proof of participation on eLearning days by satisfactorily completing eLearning day assignments within two school days following the eLearning day. If work is not turned in at the end of the second school day, the student will receive an unexcused absence for the class periods from which the work is missing.

- Example: For the Nov. 15 eLearning day, work will be due Nov. 19th.

Troubleshooting & Resources

Parents and students are encouraged to contact the teacher via email or by phone if they have issues or questions. During the eLearning day, teachers will maintain office hours from 8:00 AM to 11:00 AM. Calls or emails received after 11:00 AM may not be returned.